



turnitin®

**Blackboard® Building Block User Guide
(updated 6.26.06)**

Contents

Introduction

Instructor Usage

Creating a Turnitin Assignment	6
Submitting Papers	7
Viewing Results	9
Organizing Your Inbox	10
Syncing Your Class Roster	10
Viewing Late Submissions	10
Viewing Assignments by Groups	11
Grading Submissions	12

Student Usage

Student Usage	13
----------------------	-----------

Instructor Usage

Once the Building Block is available, instructors can add Turnitin Assignments to their course. Originality Reports will be generated for submissions to a Turnitin Assignment.

Creating a Turnitin Assignment

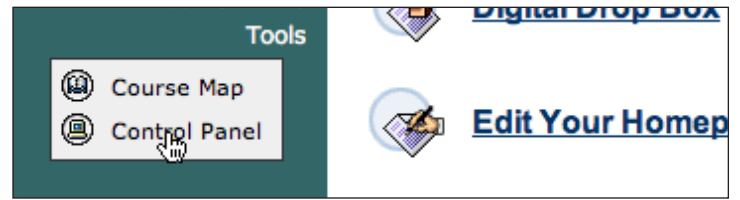
Turnitin assignments are added from the course control panel. You can open a course's control panel by clicking the *control panel* link from within your course **1**.

From the control panel, click the *Assignments* link in the section "Content Areas" to add a Turnitin assignment to your course **2**. A list of current course assignments is shown.

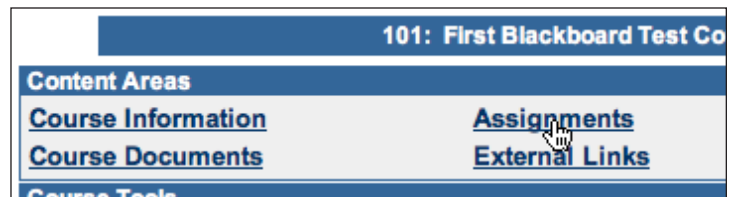
To add a Turnitin assignment:

1. Select *Turnitin Assignment* using the pulldown on your assignment page and click *go* **3**.
2. On the assignment creation page, enter the following:
 - assignment title
 - point value for the assignment (optional)
 - special instructions for the assignment (optional)
3. Choose the following dates for the assignment:
 - start date
 - due date
4. Choose whether or not to allow students to view Originality Reports for their submissions by doing the following:
 - select *yes* from the *show advanced assignment options* menu **4**
 - select *yes* or *no* from the *Allow students to view Originality Reports* menu **5**
5. Modify any additional assignment options using the appropriate pulldown menus.
6. Click *submit* to add the Turnitin assignment to your course.

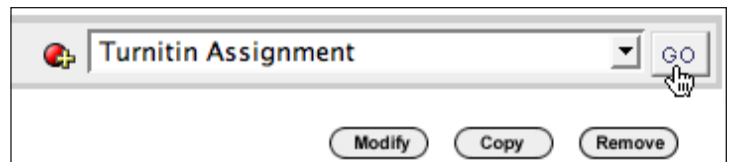
! Turnitin assignments can be modified by using either the *edit assignment* button in the assignment inbox or the *modify* button in your Blackboard assignment list.



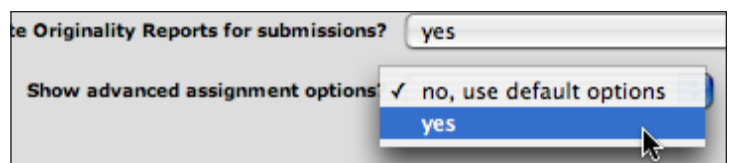
- 1** Click to open the control panel for your course



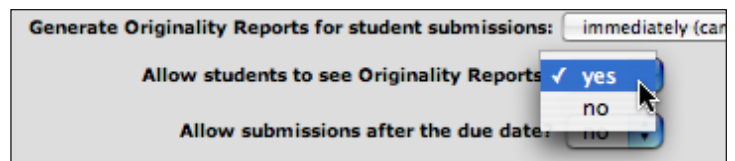
- 2** Click to open your course's assignments page



- 3** Select *Turnitin Assignment* and click *go* to add a Turnitin assignment



- 4** Select to view advanced assignment options



- 5** Select whether or not to allow student to view Originality Reports

